



# Quality Report



## Quality Report

### Texas Laurel Ridge Hospital, LP



DBA: Laurel Ridge Treatment Center  
 HCO ID: 1407  
 17720 Corporate Woods Drive  
 San Antonio, TX, 78259  
 (210) 491-9400  
[www.laurelridgetc.com](http://www.laurelridgetc.com)

## Summary of Quality Information

### Accreditation Programs

[View Accreditation History](#)

 <a href="#">Behavioral Health Care</a>	Accreditation Decision	Effective Date	Last Full Survey Date	Last On-Site Survey Date
	<a href="#">Accredited</a>	10/7/2015	10/6/2015	10/6/2015
 <a href="#">Hospital</a>	Accreditation Decision	Effective Date	Last Full Survey Date	Last On-Site Survey Date
	<a href="#">Accredited</a>	10/8/2015	10/7/2015	9/28/2016

## Sites

### Texas Laurel Ridge Hospital, LP

DBA: Laurel Ridge Treatment Center  
 17720 Corporate Woods Drive  
 San Antonio, TX, 78259

### Available Services

- Addiction Care
- Behavioral Health
- Behavioral Health (Day Programs - Adult )
- Behavioral Health (24-hour Acute

- Care/Crisis Stabilization - Adult )
- Behavioral Health (24-hour Acute Care/Crisis Stabilization - Child/Youth )
- Behavioral Health (Residential Care - Child/Youth )
- Behavioral Health (Partial - Adult )
- Chemical Dependency (Day Programs - Adult )
- Chemical Dependency (24-hour Acute Care/Crisis Stabilization - Adult )
- Chemical Dependency (Partial - Adult )
- Family Support (Non 24 Hour Care )

**Texas Laurel Ridge Hospital, LP**

DBA: Laurel Ridge at Highpoint Center  
1603 Babcock Suite 148  
San Antonio, TX, 78229

**Available Services**

- Behavioral Health (Day Programs - Child/Youth )
- Behavioral Health (Partial - Child/Youth )
- Family Support (Non 24 Hour Care )

**Texas Laurel Ridge Hospital, LP**

DBA: Mission Resiliency at Laurel Ridge  
1900 E. Elms Road Suite 203  
Killeen, TX, 76542

**Available Services**

- Addiction Care
- Behavioral Health (Day Programs - Adult )
- Behavioral Health (Partial - Adult )
- Chemical Dependency (Day Programs - Adult )
- Chemical Dependency (Partial - Adult )
- Family Support (Non 24 Hour Care )






National Patient Safety Goals and National Quality Improvement Goals

Show Keys +

**Symbol Key**



This organization achieved the best possible results

-  This organization's performance is above the target range/value
-  This organization's performance is similar to the target range/value
-  This organization's performance is below the target range/value
-  This measure is not applicable for this organization
-  Not displayed

### Measures Footnote Key

1. The measure or measure set was not reported.
2. The measure set does not have an overall result.
3. The number is not enough for comparison purposes.
4. The measure meets the Privacy Disclosure Threshold rule.
5. The organization scored above 90% but was below most other organizations.
6. The measure results are not statistically valid.
7. The measure results are based on a sample of patients.
8. The number of months with measure data is below the reporting requirement.
9. The measure results are temporarily suppressed pending resubmission of updated data.
10. Test Measure: a measure being evaluated for reliability of the individual data elements or awaiting National Quality Forum Endorsement.
11. There were no eligible patients that met the denominator criteria.

The Joint Commission only reports measures endorsed by the [National Quality Forum](#).

\* This information can also be viewed at [Hospital Compare](#).

\*\* Indicates per 1000 hours of patient care.

\*\*\* The measure was not in effect for this quarter.

---- Null value or data not displayed.

<b>Behavioral Health Care</b>	<a href="#">2015 National Patient Safety Goals</a>	Nationwide Comparison: 	Statewide Comparison: 
<b>Hospital</b>	<a href="#">2016 National Patient Safety Goals</a>	Nationwide Comparison: 	Statewide Comparison: 
<b>Reporting Period: October 2015 - September 2016</b> <a href="#">National Quality Improvement Goals:</a>			
	<a href="#">Hospital-Based Inpatient Psychiatric Services</a>	National Comparison:  2	Statewide Comparison:  2

### [New Changes to Quarterly Measure](#)

 [Download Quarterly Measure Results](#)



The Joint Commission only reports measures endorsed by the [National Quality Forum](#).

\* State results are not calculated for the National Patient Safety Goals.