



Quality Report



Quality Report

AllCare Plus Pharmacy, Inc.




HCO ID: 578468
50 Bearfoot Road
Northborough, MA, 01532
(508) 459-3535

WWW.ALLCAREPLUSPHARMACY.COM

Summary of Quality Information

Accreditation Programs

[View Accreditation History](#)

 Home Care	Accreditation Decision	Effective Date	Last Full Survey Date	Last On-Site Survey Date
	Accredited	1/13/2016	1/12/2016	1/12/2016

Sites

AllCare Plus Pharmacy, Inc.

50 Bearfoot Road
Northborough, MA, 01532







Available Services

- Pharmacy, Clinical Consulting Services
- Pharmacy/Dispensary, General Services

National Patient Safety Goals and National Quality Improvement Goals

Show Keys +

Symbol Key

-  This organization achieved the best possible results
-  This organization's performance is above the target range/value
-  This organization's performance is similar to the target range/value
-  This organization's performance is below the target range/value
-  This measure is not applicable for this organization
-  Not displayed

Measures Footnote Key

1. The measure or measure set was not reported.
2. The measure set does not have an overall result.
3. The number is not enough for comparison purposes.
4. The measure meets the Privacy Disclosure Threshold rule.
5. The organization scored above 90% but was below most other organizations.
6. The measure results are not statistically valid.
7. The measure results are based on a sample of patients.
8. The number of months with measure data is below the reporting requirement.
9. The measure results are temporarily suppressed pending resubmission of updated data.
10. Test Measure: a measure being evaluated for reliability of the individual data elements or awaiting National Quality Forum Endorsement.
11. There were no eligible patients that met the denominator criteria.

The Joint Commission only reports measures endorsed by the [National Quality Forum](#).

* This information can also be viewed at [Hospital Compare](#).


** Indicates per 1000 hours of patient care.


*** The measure was not in effect for this quarter.

---- Null value or data not displayed.

Home Care

[2016 National Patient
Safety Goals](#)

Nationwide
Comparison: 

Statewide
Comparison: 

[New Changes to Quarterly Measure](#)

[Download Quarterly Measure Results](#)

The Joint Commission only reports measures endorsed by the [National Quality Forum](#).

* State results are not calculated for the National Patient Safety Goals.